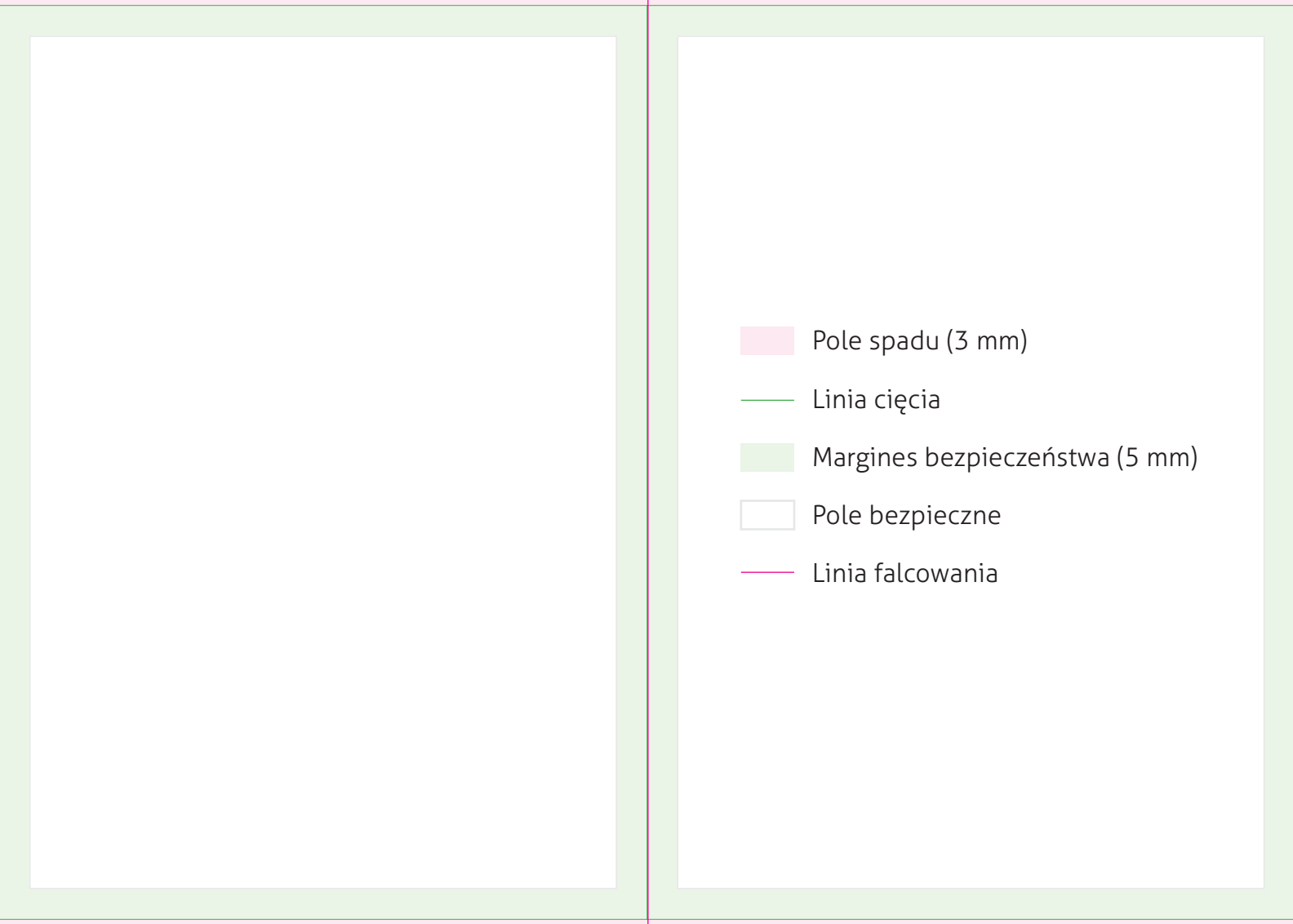







- 
- The diagram illustrates the layout of a book spread. It consists of two facing pages. The left page is entirely blank. The right page contains a legend. The legend defines five elements: 1. 'Pole spadu (3 mm)' represented by a pink square. 2. 'Linia cięcia' represented by a green line. 3. 'Margines bezpieczeństwa (5 mm)' represented by a light green square. 4. 'Pole bezpieczne' represented by a white square with a thin black border. 5. 'Linia falcowania' represented by a pink line. The diagram shows a central gutter where the pages are bound. The pages are framed by a light green border, and the gutter area is defined by a pink line.
-  Pole spadu (3 mm)
 -  Linia cięcia
 -  Margines bezpieczeństwa (5 mm)
 -  Pole bezpieczne
 -  Linia falcowania